



Model Shipwrights of Western New York Log

APRIL 21, 2022

Log Entry: Old/New Business

Thirteen members attended for the hybrid March meeting. The majority of folk attended remotely. It remains a strong element of our connectivity.

Dues were reported at this session and to date we have collected \$175 dollars to add to the existing \$61 carry over from 2021, for a total of \$236 in reserve. Since then we have been charged for the web site extension for another 2 years (\$200.46)), Leaving a balance of \$36 dollars on hand. So please get your checks in to support our continued effort.

Jim OConnell had communicated earlier that he was going to contact a family member who deals with web site construction and determine if she could be of help. As Jim tuned in whilst we were in the main program we never touched on this subject. I will close with Jim in the coming week.

Our camera issue was tabled for the time being.

Program Log:

The USS Birmingham

Bill always does a masterful job with research on his models. In particular, we all learned that this ship was the first Navy vessel to launch an airplane from her fore deck in 1911 from a rather precarious short flight deck. Plans were to turn the ship into the wind and at full speed have Ely's plane take off. Those plans went astray and Ely got impatient and made the takeoff without the aid of a ship at speed in a head wind. Bill relates the plane nearly crashed but managed to gain altitude and landed safely with a bent or broken prop.

Bill relates this model has been in his mind for some years since his visit to the Navy Museum to observe a model on display there. He had obtained plans from the National Archives some time back and about a year ago started the build.


The model hull was fabricated from laser cut bulkheads and a "keel" fashioned from his stock of yard sticks. Yes I said yard sticks! As he has built a number of models in this fashion I would have to think that his supply must be running low by now. Nonetheless it is a tried and true method he has developed.

Other parts of the model were designed and laser fabricated for this model. His 4 smoke stacks were "stacked" rings and ovals as an example. Of particular note was the finally detailed deck he designed and had laser fabricated. That at his scale would have been almost impossible to model otherwise.

Bill simulated his plating in an “over/under” fashion (of that period) by laying auto tape in a skip pattern stem to stern and then applying a two part filler in the non tape areas. This was followed by a hull sanding that ensured uniform “over” plates when the tape was pulled back. Plate vertical lines were then scribed into the plate rows to simulate actual plating convention.

Bill relates that he is nearing completion with final details and I assume he will add his intriguing figures to the model which always makes the subject come alive!


Photo # NH 76511 Eugene Ely takes off from USS Birmingham, in Hampton Roads, Va., 14 Nov. 1910





A good view of the over/under plating scheme





Further detail on those stacks (round and oval) and that wonderful deck detail Bill designed

The Florida Sharpie “Restoration”

Joe covered his progress on the repair of the Florida Sharpie Schooner of 1899. He declined to call it a restoration as one might refer to a curation of an artwork for two salient reasons. He offered that the original modeler was a master of detailed scratch building that has been very hard to recreate even at the 1:24 scale. Secondly materials have been hard to identify and obtain given the estimated age of the model. It being in the 60 to 80 year of age range.

Nonetheless after nearly 6 months of work it is nearing completion. He commented that if it were not for David Bennett of the NC Maritime Museum, Reuel Parker, author and boat builder and of course the documentation of Howard Chapelle this model would never have advanced to this stage. He added that various sources were used to define the rigging as the Chapelle drawing has no depiction. He further added that the model rigging

appears to have been interrupted by the original builder given the state of the model. Detail rigging, a new mounting and case will finally see this work to a finish line.

Rather than post more pictures here please refer to the presentation on our web site under Topics of Interest to obtain more information on this subject. You can also tune into the Zoom web site to watch a more animated discussion of this subject.


Ref: modelshipwrightguildwny.org

Building the Bluenose

I think I speak for the entire group when I say we were delighted to have Patrick O'Hare take us through the build of his acquired kit of Bluenose. He related that the kit was bought on the cheap at a sale some time ago. It is an AL kit of 1985 vintage and is a double planked version so popular at the time.

He commented that the instruction set was of little use. No surprise to most of us as we all have been there. In his search for better instructions he was led to J. Earle's build practicum which helped immensely. In his talk he did express some concern regarding the scale of parts and quality of woods supplied. As we all know the kit manufacturers had just begun to 'modernize their kits about that time.

Patrick relates that he is relatively new to wooden model ship building. However, his efforts demonstrate he has the necessary skills and eye that will grow sharper as his model building progresses. And I must say we were all delighted that he was willing to share his work at this stage of his experience. We all have had to learn, observe, evaluate our work along the way. I was so pleased he took the time to share and contribute to our group. Thank you Patrick. I hope you come back with the completed model for Show and Tell soon!



Hampton LI's police has a Submarine

So John McKeon tells us. And he further related that he was so inspired he actually built a scale model of her. I do not have a picture of her nor the scale as I await a photo.

Surely John you jest! Here is the news article he references:

<https://www.danspapers.com/2019/06/hampton-police-submarine-makes-no-arrests/>